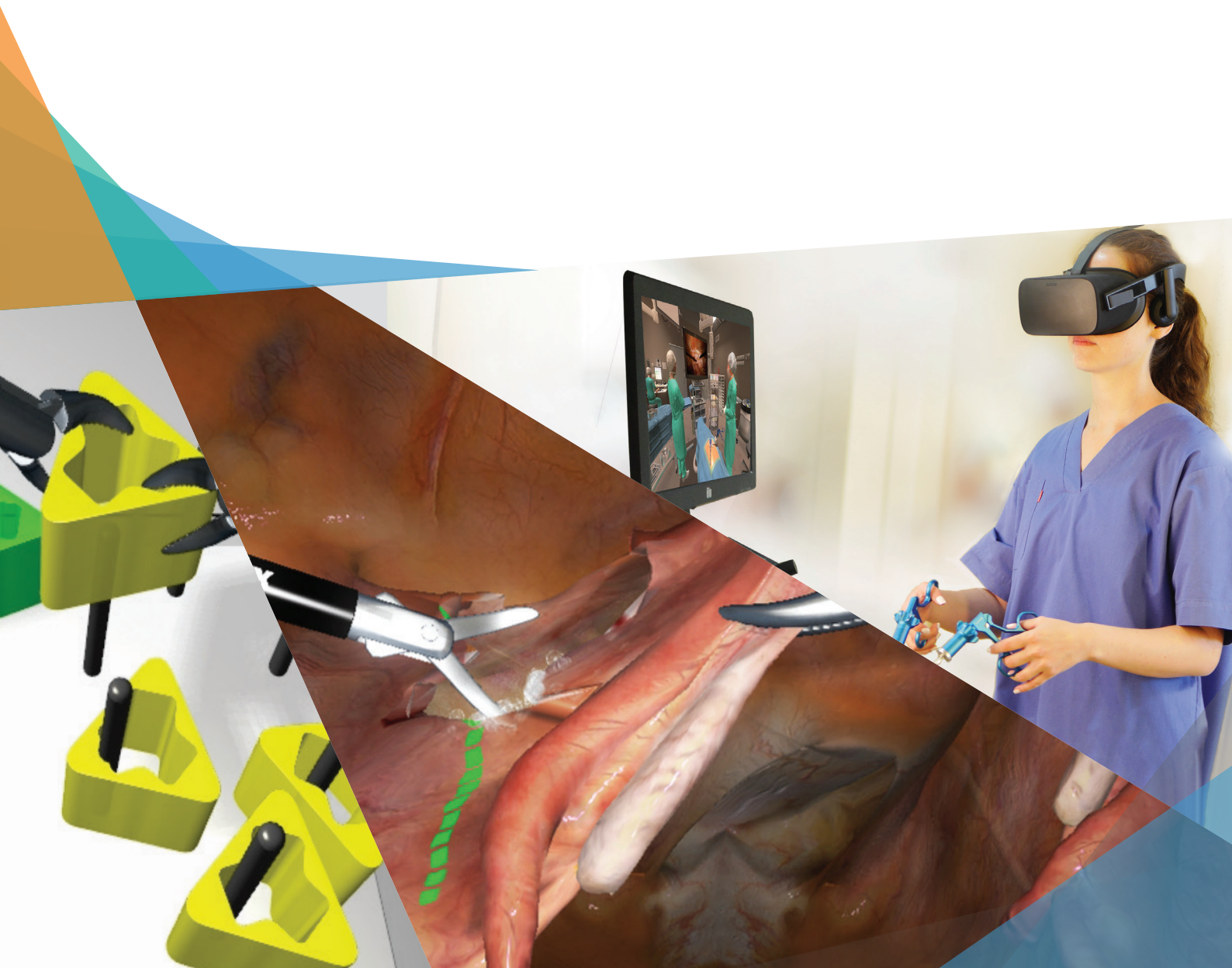




LAP Mentor™





The Gold Standard of Laparoscopic Training Solutions

PROCEDURAL TASKS

Essential laparoscopic skills are developed via interactively-guided tasks that support various difficulty levels.

COMPLETE CLINICAL PROCEDURES

Complex clinical scenarios with real time complications and injuries enable learners to experience different approaches to the procedure.

TRUE-TO-LIFE TRAINING ENVIRONMENT

Combination of lifelike tactile feedback, detailed anatomy, realistic imaging, a wide range of surgical instruments and various trocar configurations.

EDUCATIONAL CONTENT

Didactic features and educational aids such as 3D anatomical maps, step-by-step real life videos, interactive instructions and ready-to-use courses.

PERFORMANCE ASSESSMENT

Comprehensive objective reports and proficiency level setting tools allow for efficient tracking of the training progress.

PROCTOR MODE

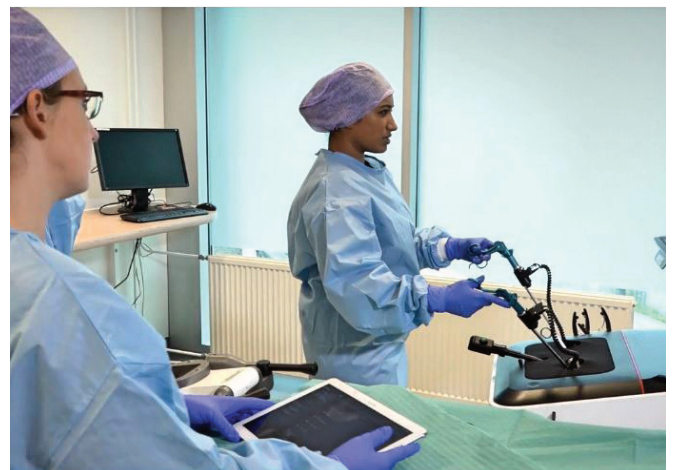
Enables real-time intervention of the proctor during the procedure to evaluate the trainee's decision making. The proctor can trigger injuries, modify tissue characteristics and limit tool selection.

Team Training

Enabled by combining the LAP Mentor Express with the haptic LAP Mentor to allow mastering the surgical assistant's roles, practice non-technical skills and enhance team performance.

Nurse Tool Selection

Allows the scrub nurse to select instruments during the case to enable effective surgeon-nurse teamwork, practice clear communication, and anticipate the surgeon's needs.



The LAP Mentor™ is the most comprehensive evidence-based simulator for essential laparoscopic skills and advanced complete clinical procedures.

Flexible Solutions

Multiple laparoscopic training platforms support the needs of various program requirements and budgets



LAP Mentor III

- Superior haptic feedback
- Ergonomic design: adjustable height



LAP Mentor Express

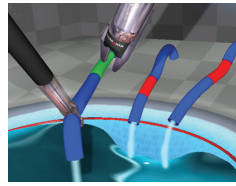
- Portable
- Cost effective
- Height adjustable tower
- Non-haptic

Multidisciplinary Library of Modules

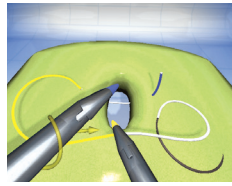
TASKS AND SKILLS MODULES



Essential Tasks

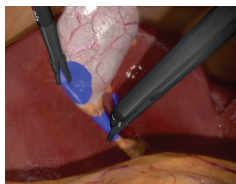


Laparoscopic Basic Skills

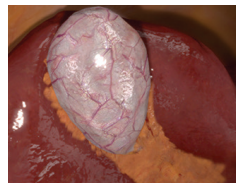


Basic and Advanced Suturing

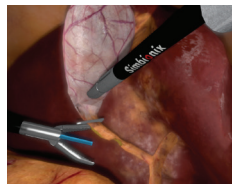
GENERAL SURGERY



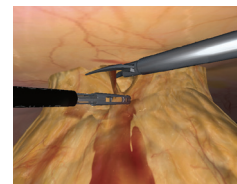
Procedural Tasks - Lap Chole



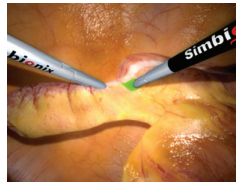
Lap Chole



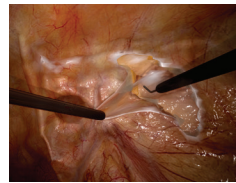
Cholangiography



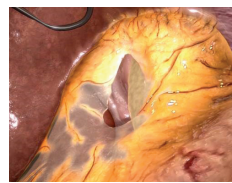
Incisional Hernia



Appendectomy

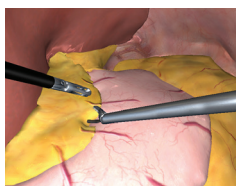


Inguinal Hernia



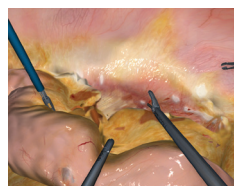
Nissen Fundoplication

BARIATRIC SURGERY



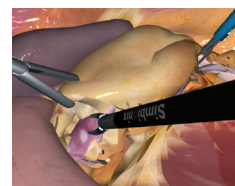
Gastric Bypass

COLORECTAL SURGERY



Sigmoidectomy

UROLOGY SURGERY



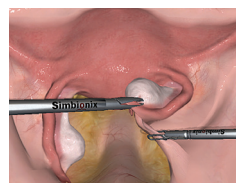
Nephrectomy

THORACIC SURGERY

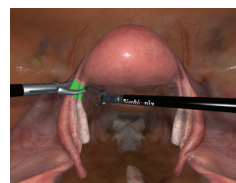


Lobectomy

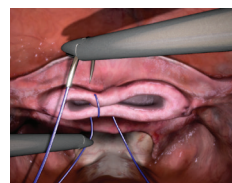
GYN SURGERY



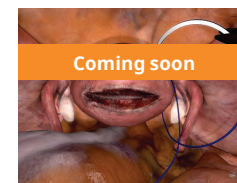
Essential Gynecology



Hysterectomy



Vaginal Cuff Closure



Myomectomy Suturing

LAP Mentor VR

The LAP Mentor VR products allow trainees to work on the simulator while wearing a VR headset, which enables a complete immersive experience in a realistic 3D operating room setting, featuring the OR team, the patient, OR equipment and real-life sound diversions.

This setting provides the most true-to-life experience and teaches trainees how to cope with the stressful, and at times distracting, operating room atmosphere.



MentorLearn Cloud

Ask how the MentorLearn Cloud simulator curricula management system can support your Symbionix simulator. MentorLearn's many capabilities include remote simulator administration, online learning, anywhere results monitoring, proficiency based hands-on training, as well as simulation video capture that is ideal for debriefing.

Request a demo or more information at healthcare@3dsystems.com



"The LAP Mentor offers us the best virtual reality training module on the market in order to help train our surgical residents across all disciplines. The LAP Mentor is the best tool that we have available from a virtual reality standpoint; it has excellent haptic feedback and offers a very realistic stepwise progression of the procedures."

John Zografakis, MD, FACS
Summa Health System, Akron, Ohio

Over 70 validation studies including VR to OR transfer of skills

- Laparoscopic **warm-up exercises improve performance** of senior-level trainees **during laparoscopic renal surgery.**
Lee JY et al, J Endourol. 2012 May;26(5):545-50
- **"All appendicectomy tasks showed construct validity.** A novel **goal-directed VR curriculum for laparoscopic appendicectomy** was constructed."
Sinitsky DM et al., Development of a structured virtual reality curriculum for laparoscopic appendicectomy, The American Journal of Surgery, <https://doi.org/10.1016/j.amjsurg.2019.04.020>

Healthcare Solutions

3D Systems is a pioneer for healthcare solutions that improve outcomes which benefit both patients and surgeons. Our global team works with customers to help navigate technologies and provide support for surgical planning, training, device design, personalized medical technologies and 3D printing. We are dedicated to helping medical professionals train for, plan and practice complex medical procedures.

©2019 by 3D Systems, Inc. All rights reserved. Specifications subject to change without notice.
3D Systems is a registered trademark and the 3D Systems logo is a trademark of 3D Systems.



3D Systems Corporation

5381 South Alkire Circle
Littleton, CO 80127 USA
Tel +1-720-643-1001
healthcare@3dsystems.com

3 Golan Street (Golan Building)
Airport City, 7019900 Israel
Tel +972-3-911-4444
healthcare@3dsystems.com

www.3dsystems.com/healthcare | www.simbionix.com | healthcare@3dsystems.com