



ANGIO Mentor™





Sanford-USD Surgical Residency and Cardiology Fellowship Programs

Simulator Features

IMAGING

- C-arm and patient table maneuvering
- Real time fluoroscopy, cineangiography, DSA and roadmapping
- Real Time Ultrasound (IVUS, ICE, TEE)
- TEE probe integration

DEVICE SIMULATION

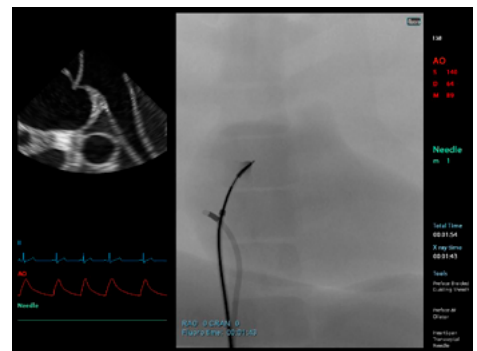
- A wide selection of interventional devices
- Simulated deployment systems are based on actual devices
- Haptic feedback and realistic device behavior

PATIENT MANAGEMENT

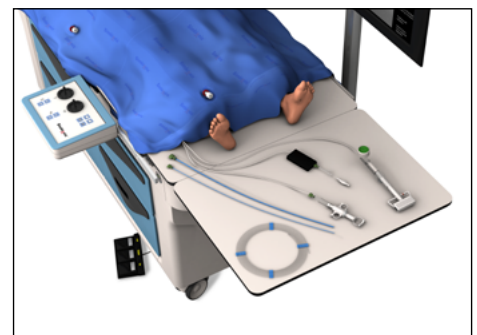
- Responsive vital signs monitor
- Extensive medication panel
- Complex scenarios with real time complications

EDUCATIONAL FEATURES

- Comprehensive performance metrics
- Unique basic skills modules
- Self-guided tutorial cases for independent practice
- 3D views to establish anatomical knowledge



Real-time ICE Simulation



Wide Variety of Interventional Devices



Anglia Ruskin University, UK

ANGIO Mentor™ VR training simulators provide a comprehensive, safe environment for multi-level hands-on practice of endovascular procedures and techniques performed in the cath lab, interventional suite or operating room.

iCase

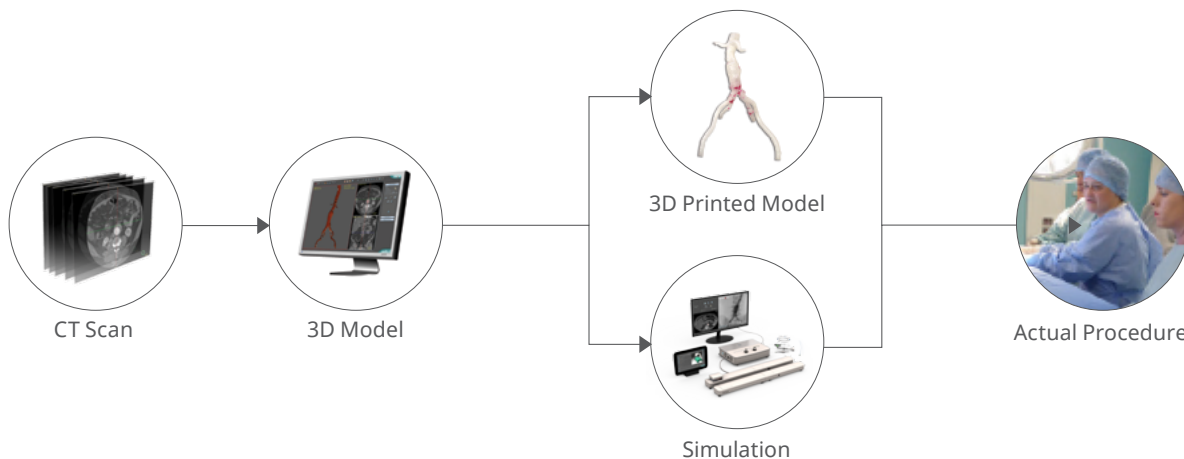
ANGIO Mentor iCase - the first endovascular simulation case editor - enables simple creation of new case scenarios for training.



PROcedure Rehearsal Studio™

A new level of preparedness for endovascular procedures is provided with the PROcedure Rehearsal Studio software that is used with ANGIO Mentor simulators. This FDA cleared software allows clinicians to create patient-specific 3D digital models based on a patient's CT for the purpose of pre-operative surgical planning.

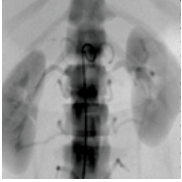
3D digital models can be exported to a virtual simulation environment for training purposes or in the form of STL file format for use in wide variety of applications.



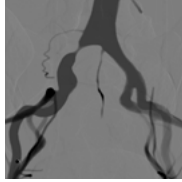
An ever expanding library of modules

Developed in collaboration with world leading physicians, the training modules support skills acquisition to build confidence and proficiency in a variety of endovascular techniques and procedures.

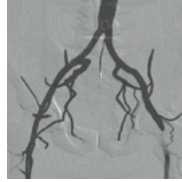
PERIPHERAL INTERVENTIONS



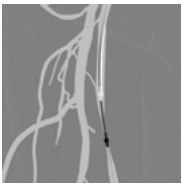
Renal



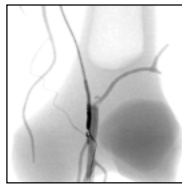
Iliac



SFA



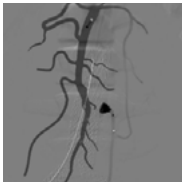
Atherectomy



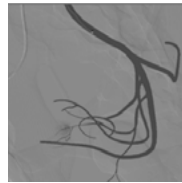
Lower Extremities CTO



Below The Knee



Peripheral Embolization



Embolotherapy

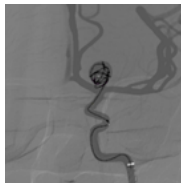


Trauma Management

NEUROVASCULAR INTERVENTIONS



Carotid

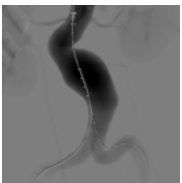


Cerebral




Acute Ischemic Stroke

AORTIC INTERVENTIONS



EVAR



TEVAR



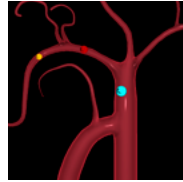
Advanced TEVAR

VENOUS

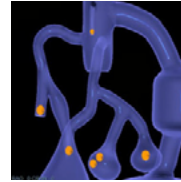


Venous Intervention

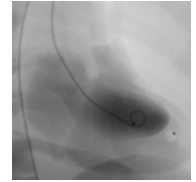
BASIC SKILLS



Endovascular Basic Skills

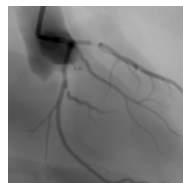


EP Basic Skills



Cardio Basic Skills

CORONARY INTERVENTIONS



Coronary



Transradial Coronary

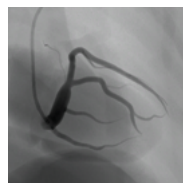


Coronary Bifurcation



Coronary CTO

ELECTROPHYSIOLOGY



Cardiac Rhythm Management



Transseptal Puncture



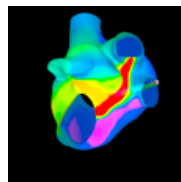
AF Ablation

Echo Enabled

Echo Enabled

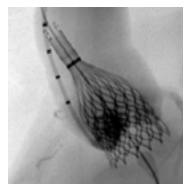


ICE Trainer



3D EP Mapping

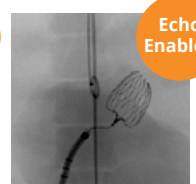
STRUCTURAL HEART DISEASES



TAVI



ASD/PFO Closure



LAA Closure

Echo Enabled

Echo Enabled

The ANGIO Mentor Family of Products

All simulator platforms are capable of running all ANGIO Mentor modules as well as PROcedure Rehearsal Studio software.

ANGIO Mentor Suite

IDEAL FOR TEAM TRAINING

- True-to-life Interventional Suite/Hybrid OR environment
- Actual C-arm and TEE probe integration
- Life-size patient mannequin
- 5 integrated access sites
- Adjustable table height and control panel position
- Proven record of team training courses (rAAA, Acute Stroke)



ANGIO Mentor Flex

IDEAL FOR REMOTE COURSES AND CONVENTIONS

- Compact, foldable and light
- Packed in a small case – within airline check-in weight restrictions
- Quick setup and easy operation using two touch monitors
- 22" multi-touch, full HD monitor for fluoroscopy view
- Easy maintenance with snap-in tracking stations that can be replaced without opening the system
- Available in both single and dual access configurations
- Optional: TEE integration



ANGIO Tab Pro

IDEAL FOR DEVICE DEMONSTRATION AND PROCEDURAL TRAINING

- Ultra-portable solution, packed in a carry-on suitcase
- Instant setup in less than a minute
- Runs complete procedure simulation using touchpad and keyboard
- Enables haptic feedback and deployment using an authentic handle



C-arm and TEE integration enables realistic team training



Device demonstration using ANGIO Tab Pro



"We must train physicians that are currently performing old practices, on new devices and techniques. In addition, we needed a tool to train our residents and fellows without risking our patient. Now practicing on the ANGIO Mentor is a part of training in our vascular surgery department. All residents and fellows have a specific curriculum and they have to perform 2 hours per week of training and assessment in order to evaluate and improve their skills".

Prof. Nabil Chakfé

Head of Vascular Surgery and Renal Transplantation
Strasbourg University Hospital, France
President of GEPROVAS Association



"Simulation training on ANGIO Mentor helps us to achieve better result. It allows us to repeat and learn well all procedural steps; knowing what to do reduces the number and complexity of complications. It brings us to the 'battle field', allowing us to be ready and able to perform a safe and effective procedure".

Prof. Haim Danenberg

Director of Interventional Cardiology Heart Institute
Hadassah Hebrew Univ. Medical Center, Israel

MentorLearn Cloud

Ask how the MentorLearn Cloud simulator curricula management system can support your Symbionix simulator. MentorLearn's many capabilities include remote simulator administration, online learning, anywhere results monitoring, proficiency based hands-on training, as well as simulation video capture that is ideal for debriefing.

Automatic Updates use Over-the-Air (OTA) technology to ensure that your Symbionix simulator software is always the latest version available.

Healthcare Solutions

3D Systems is a pioneer for healthcare solutions that improve outcomes which benefit both patients and surgeons. Our global team works with customers to help navigate technologies and provide support for surgical planning, training, device design, personalized medical technologies and 3D printing. We are dedicated to helping medical professionals train for, plan and practice complex medical procedures.

©2019 by 3D Systems, Inc. All rights reserved. Specifications subject to change without notice.
3D Systems is a registered trademark and the 3D Systems logo is a trademark of 3D Systems.



3D Systems Corporation

5381 South Alkire Circle
Littleton, CO 80127 USA
Tel +1-720-643-1001
healthcare@3dsystems.com

3 Golan Street (Golan Building)
Airport City, 7019900 Israel
Tel +972-3-911-4444
healthcare@3dsystems.com

www.3dsystems.com/healthcare | www.symbionix.com | healthcare@3dsystems.com