



# ARTHRO Mentor™





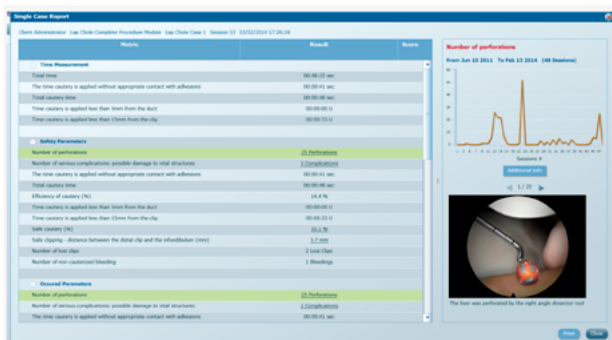
## NEW Simulator Platform

- Interchangeable knee/shoulder/hip models.
- Moveable knee that can be extended/flexed and bent in Varus/Valgus movements.
- Shoulder arthroscopy in beach chair and lateral decubitus positions.
- Hip arthroscopy in supine and lateral decubitus positions.
- Robotic arms for a true-to-life dynamic force feedback.
- Height adjustable platform to achieve a realistic working position.
- Integrated storage for anatomical models
- Handy tools hanger



## MentorLearn Simulator Curricula Management System

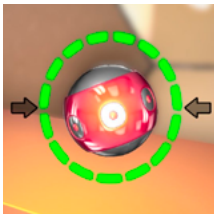
3D SYSTEMS' MULTIDISCIPLINARY SIMULATORS EFFORTLESSLY INTEGRATE INTO YOUR PROGRAM CURRICULUM.



- Customizable curriculum incorporating training and didactics.
- Easy and efficient administration of simulator users.
- Online learning courses and video-based content.
- Proficiency based hands-on training.
- Performance reports with learning curve graphs.
- Recorded videos of the simulation sessions for debriefing.

The ARTHRO Mentor™ offers over 80 tasks and cases for practicing arthroscopic basic skills, diagnostic skills and full procedure cases. It is the most validated simulator in the market with multiple studies proving its effectiveness, usefulness and didactic value.

## ARTHRO Mentor Modules



### FAST- FUNDAMENTALS OF ARTHROSCOPIC SURGERY TRAINING

- Designed based on definition by the leading US societies: AAOS, ABOS and AANA.
- Didactic content for all 6 defined modules.
- 22 hands-on tasks in an ambidextrous configuration for gradual training of basic triangulation skills.




### ADVANCED KNEE

- Customizable anatomical recognition tasks to obtain orientation skills.
- Diagnostic tasks to identify and document 'Unknown' pathological conditions.
- Procedural steps tasks and full meniscectomy procedures on various pathologies.



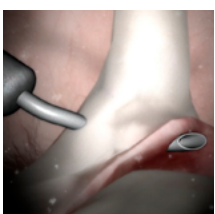
### COMPLETE SHOULDER ARTHROSCOPY

- Customizable examination tasks in the Glenohumeral joint and Subacromial space.
- Diagnostic tasks to identify and document 'Unknown' pathological conditions.
- Therapeutic procedures such as Subacromial Decompression and Loose bodies removal.
- Full procedure cases to practice Labral repair in various SLAP and Bankart lesions.



### HIP DIAGNOSTICS

- Customizable tasks to obtain orientation skills of the central hip compartment.
- Advanced probing task for obtaining an effective and precise diagnostic technique.
- Diagnostic tasks to identify and document 'Unknown' pathological conditions.



### SHOULDER LABRAL REPAIR

- Unique full procedure cases to practice Labral Repair in various SLAP and Bankart lesions.



"I want to go on record as recommending the ARTHRO Mentor virtual reality simulator for shoulder arthroscopy for any training institution that plans to maximize the opportunity to train surgeons in this difficult task."

**Stephan J. Snyder, MD**

Director, Shoulder Arthroscopy Service  
Southern California Orthopaedic Institute

## Healthcare Solutions

3D Systems is a pioneer for healthcare solutions that improve outcomes which benefit both patients and surgeons. Our global team works with customers to help navigate technologies and provide support for surgical planning, training, device design, personalized medical technologies and 3D printing. We are dedicated to helping medical professionals train for, plan and practice complex medical procedures.

©2017 by 3D Systems, Inc. All rights reserved. Specifications subject to change without notice.  
3D Systems is a registered trademark and the 3D Systems logo is a trademark of 3D Systems.



**3D Systems Corporation**

5381 South Alkire Circle  
Littleton, CO 80127 USA  
Tel +1-720-643-1001  
healthcare@3dsystems.com

Grauwmeer 14, Leuven  
Belgium  
Tel +32-1694-6400  
info.leuven@3dsystems.com

3 Golan Street (Golan Building)  
Airport City, 7019900 Israel  
Tel +972-3-911-4444  
healthcare@3dsystems.com

[www.3dsystems.com/healthcare](http://www.3dsystems.com/healthcare) | [www.simbionix.com](http://www.simbionix.com)